

BUILT TO A HIGHER STANDARD[®]


American Standard[®]

HEATING & AIR CONDITIONING

Submittal

American Standard Link Variable Speed Air Conditioners

5A7V0X48A1000A

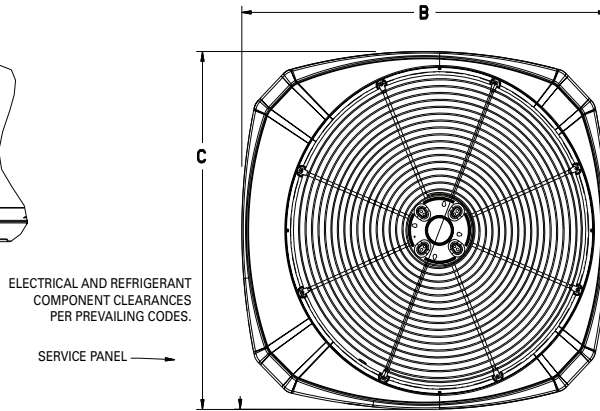
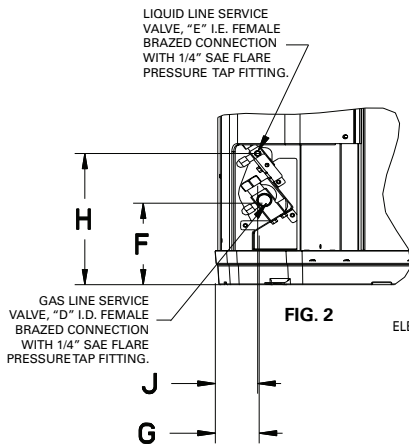


Note: Graphics in this document are for representation only.
Actual model may differ in appearance.

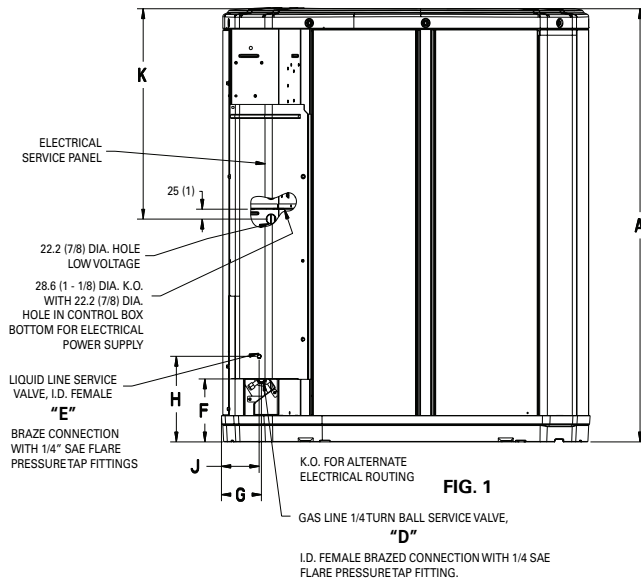
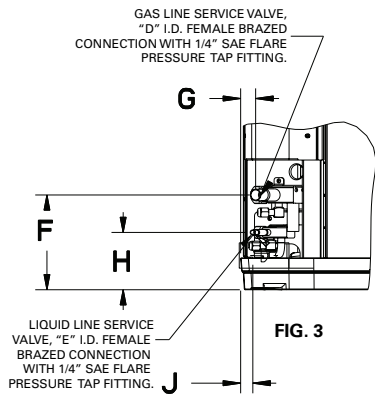


The Diagnostics Mobile App is available by scanning a QR code above, the one located inside this unit or by searching for the Trane or American Standard Diagnostics App in your App Store[®]. This system must include a A/T HUI2360A200U thermostat and a TSYS2C60A2VVU system controller to operate and is Link communicating only.

Outline Drawing



TOP DISCHARGE AREA SHOULD BE UNRESTRICTED FOR AT LEAST 1524 (5 FEET) ABOVE UNIT. UNIT SHOULD BE PLACED SO ROOF RUN-OFF WATER DOES NOT POUR DIRECTLY ON UNIT, AND SHOULD BE AT LEAST 305 (12") FROM WALL AND ALL SURROUNDING SHRUBBERY ON TWO SIDES. OTHER TWO SIDES UNRESTRICTED



Model	Base	A	B	C	D	E	F	G	H	J	K
5A7V0X48A	4	1147 (45-1/8)	946 (37-1/4)	870 (34-1/4)	22-7/8	8-5/16	152 (6)	98 (3-7/8)	219 (8-5/8)	86 (3-3/8)	813 (32)

SOUND POWER LEVEL											
Model	Mode	Speed	A-Weighted Sound Power Level [dB(A)]	Full Octave Sound Power [dB]							
				63 Hz	125 Hz	250 Hz	500 Hz	1000 Hz	2000 Hz	4000 Hz	8000 Hz
5A7V0X48A	Cool	Min	56	64.8	54.6	56.2	53.6	52.4	47.4	38.0	33.0
	Cool	Max	73	79.7	74.4	72.7	71.3	68.4	63.7	58.2	49.8

Note: Rated in accordance with AHRI Standard 270-2008.

Product Specifications

OUTDOOR UNIT (a) (b)	5A7V0X48A
POWER CONNS. — V/PH/HZ (c)	208/230/1/60
MIN. BRCH. CIR. AMPACITY	32
BR. CIR. PROT. RTG. — MAX. (AMPS)	50
COMPRESSOR	SCROLL
NO. USED — NO. SPEEDS	1-VARIABLE
MRC	22.4
FACTORY INSTALLED	
START COMPONENTS (d)	NA
INSULATION/SOUND BLANKET	YES
COMPRESSOR HEAT	YES
OUTDOOR FAN	
DIA. (IN.) — NO. USED	27.5-1
TYPE DRIVE — NO. SPEEDS	DIRECT-VARIABLE
NO. MOTORS — HP	1-1/2
MOTOR SPEED R.P.M.	200-1200
VOLTS/PH/HZ	245-385/3/60
MOC	2.3
OUTDOOR COIL — TYPE	SPINE FIN
ROWS — F.P.I.	2-24
FACE AREA (SQ. FT.)	30.8
TUBE SIZE (IN.)	3/8
REFRIGERANT	R-454B
LBS. — R-454B (O.D. UNIT) (e)	12 LB-7 OZ
FACTORY SUPPLIED	YES
RATED LINE SIZE — IN. O.D. GAS (f)	7/8
RATED LINE SIZE — IN. O.D. LIQ.	5/16
CHARGING SPECIFICATIONS	
SUBCOOLING	8
DIMENSIONS	
CRATED (IN.)	50 x 35 x 38
WEIGHT	
SHIPPING (LBS.)	280
NET (LBS.)	254

(a) Certified in accordance with the Air-Source Unitary Air-conditioner Equipment certification program, which is based on AHRI standard 210/240.

(b) Rated in accordance with AHRI standard 270/275.

(c) Calculated in accordance with Natl. Elec. Codes. Use only HACR circuit breakers or fuses.

(d) NA means no start components. Yes means quick start kit components. PTC means positive temperature coefficient starter.

(e) This value approximate. For more precise value see unit nameplate.

(f) The maximum length of refrigerant lines from outdoor to indoor varies depending on application. See Installer's Guide Table 4 for allowable applications.

Mechanical Specification Options

General

This unit is designed to operate at outdoor ambient temperatures from 55° F to 120° F in cooling. From — 0° F to 66° F in heating (heat pumps only). Only AHRI approved indoor matches are approved for use with these models.

American Standard Link Air Conditioners

This outdoor unit contains the American Standard Link Air Conditioners digital communication with Plug-n-Play set up.

Casing

Unit casing is constructed of heavy gauge. G60 galvanized steel and painted with a weather-resistant powder paint on all louvered panels and prepaint on all other panels. Corrosion and weatherproof CMBP-G30 DuraBase™.

Refrigerant Controls

Refrigeration system controls include condenser fan, compressor inverter drive and high and low pressure switches. A factory supplied, field installed filter is standard.

Compressor

Inverter driven compressor with variable output capacities. Noise enclosure minimizes sound levels. Compressor protections reduce operating speed and current draw to maintain operation while protecting the compressor.

Condenser Coil

The Spine Fin™ outdoor coil provides low airflow resistance and efficient heat transfer. The coil is protected on all four sides by louvered panels.

Low Ambient Cooling

As manufactured, this system has built in freeze protection that will allow cooling operation below 55°F but will reduce capacity or shut down completely to prevent operation under adverse conditions.

Comfort Control

This system must include a A/T HUI2360A200U thermostat and a TSYS2C60A2VVU system controller to operate and is Link communicating only.

BUILT TO A HIGHER STANDARD[®]

American Standard[®]
HEATING & AIR CONDITIONING

About American Standard Heating and Air Conditioning

American Standard has been creating comfortable and affordable living environments for more than a century. For more information, please visit www.americanstandardair.com.



The AHRI Certified mark indicates company participation in the AHRI Certification program. For verification of individual certified products, go to ahridirectory.org.

The manufacturer has a policy of continuous data improvement and it reserves the right to change design and specifications without notice. We are committed to using environmentally conscious print practices.