


AZURE[®]

Got an OEM ECM with one of these connectors?




4 Pin Variable Speed



16 Pin Variable Speed



Constant Torque



Replace it with Azure.
Azure connects directly
to OEM harnesses.

WOLFF
WOLFF BROS. SUPPLY INC.

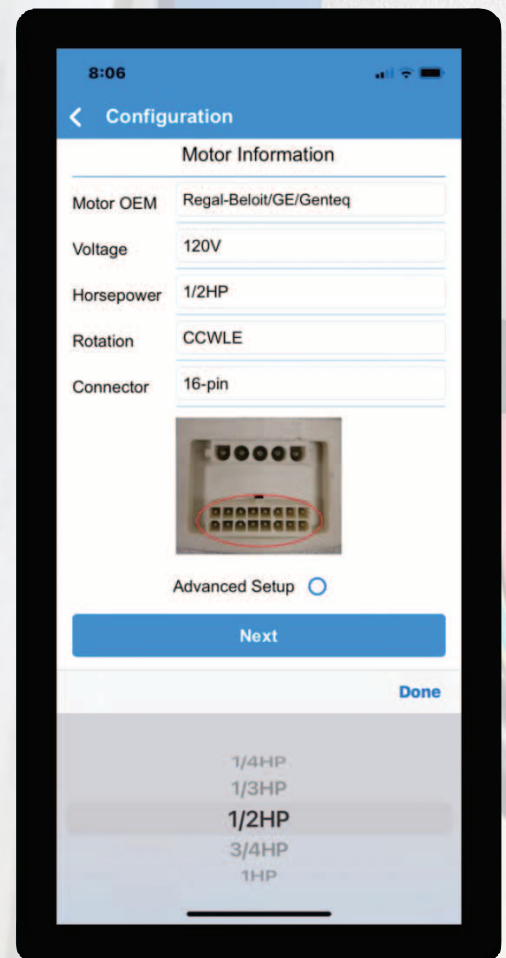
888-OK-WOLFF
wolffbros.com

MARS
Delivering Confidence

- ✓ **Bluetooth Control**
Free app (AZURE ECM) is available on both Apple and Google stores.
- ✓ **Intuitive**
Drop down menus and data inputs are simple and make sense.
- ✓ **Plug and Play**
Azure connects directly to OEM harnesses; additional module or adapter is not required.
- ✓ **Adjustable Torque**
The app allows optimization of airflow even if ductwork is not optimal.
- ✓ **Ultimate Truck Stock**
Save time and money. Two Azure ECMs replace A LOT of motors!
- ✓ **Replaces** 16 Pin OEM Variable Speed ECM, PWM, 2.0, 2.3, 2.5, EON®; and Evergreen® VS, Rescue® EZ16®
- ✓ **Replaces** Many* 4 Pin OEM Variable Speed ECM 3.0; and Evergreen® VS
- ✓ **Replaces** Constant Torque X13®, Endura® Pro, SelecTech®; and Evergreen® EM, Rescue® EZ13®



Bluetooth
inside



Smartphone not included

MARS No.	HP	Volts	RPM	Rotation	Diameter
10856	1/4-1/2	115/230	1075 Variable	REV	5.5"
10857	1/2-1	115/230	1075 Variable	REV	5.5"

* Due to proprietary OEM protocol, some communicating ECMs may not be compatible with Azure.